

MATT Connect™



Getting Started



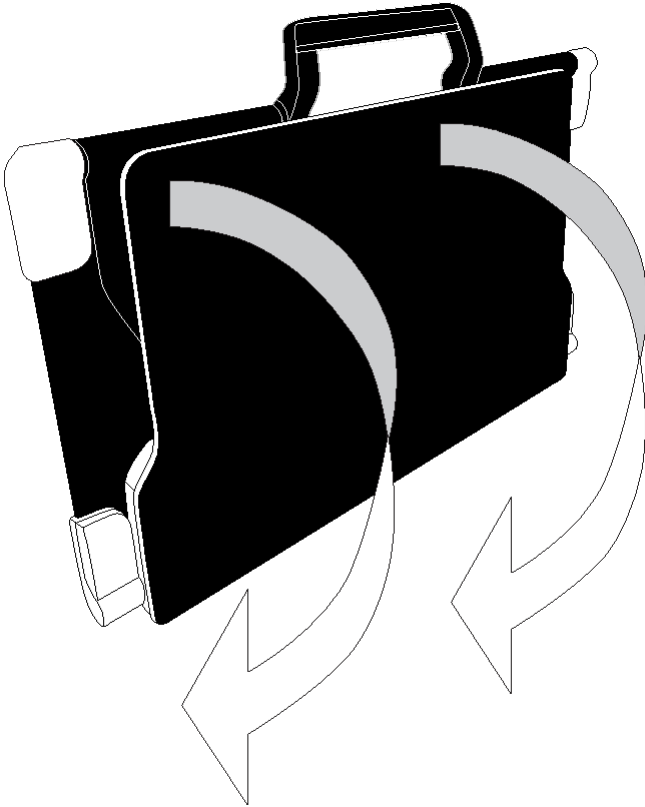
An APH / HumanWare Partnership Product.

HumanWare™

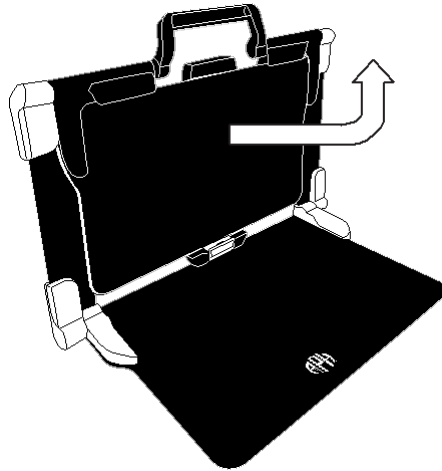


Getting Started

1. On a flat and stable surface, hold your stand upright, making sure the panel with the word “MATT Connect” is facing towards the back. Hold the handle with one hand and unfold the lower panel with your other hand until it is flat on the table.



2. Unfold the top panel until it is roughly parallel with the lower panel.

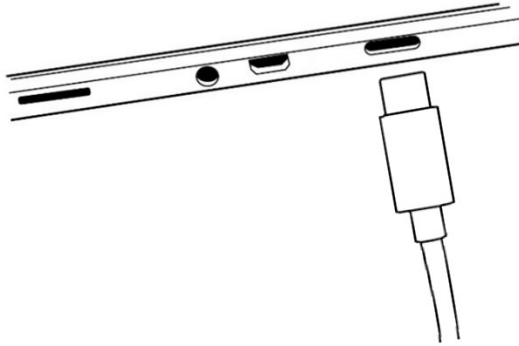


3. Hold your tablet with the screen side facing you, making sure the HumanWare logo is at the top. Carefully insert the top of your tablet into the slot and slide it forward until you reach the back end of the slot. Push the bottom part of the



tablet down; you will hear a click indicating that your tablet is fastened.

4. Connect the power supply cable to the recharge port and plug it to an outlet. The recharge port is located on the right side of the tablet. Allow the tablet to recharge until the battery is full.



IMPORTANT: Use caution while inserting the cable into the recharge port.

5. Press and hold the power button, located on the bottom edge of the tablet, to power on your tablet. The APH and Android logos will appear on screen. Your tablet will take about 30 seconds to initialize.



6. You will now be guided through several setup wizards. **IMPORTANT NOTE BEFORE STARTING**, visual accessibility settings are available for use before completing the wizards. Please be sure to tap “Vision settings” at the bottom of the screen and make any required adjustments prior to entering the wizard.



For more information on how to use the Prodigy software, please refer to the User Guide.



AMERICAN
PRINTING
HOUSE

1839 Frankfort Avenue, Louisville, Kentucky 40206

502-895-2405 • 800-223-1839

www.aph.org • info@aph.org

Customer Support

For customer support, please contact the HumanWare office nearest you or view our website at: www.humanware.com

North America: 1 (800) 722-3393
support@humanware.com

Europe: (0044) 1993 415 800
eu.support@humanware.com

Australia / Asia: (02) 9686 2600
au.sales@humanware.com

ACCD-0312

Rev 04

Humanware[™]
see things. differently.